

Pennsylvania absentee pending discrepancies

A Republican absentee ballot was 72% more likely to go missing than a Democrat absentee ballot.

Remarks

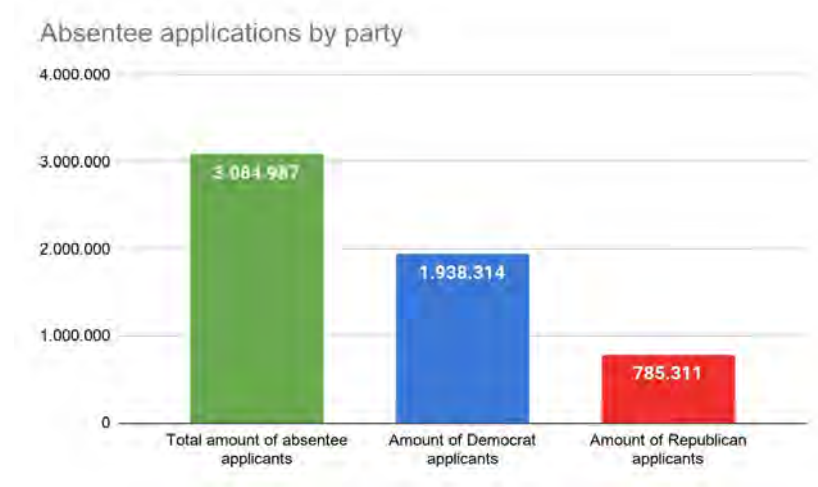
We define missing ballots as ballots that were sent out, but not returned. Also called "Pending" ballots.

Method

We will describe our method of obtaining this result below.

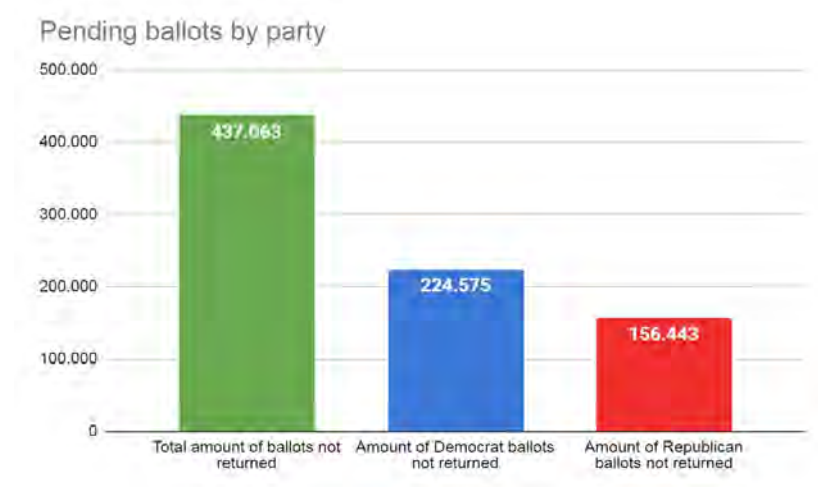
1. We take the amount of requested Absentee Ballots for each party

This is done by counting all rows in the database, which have had their field named 'Party' marked either with a 'D' for Democrat or a 'R' for Republican.



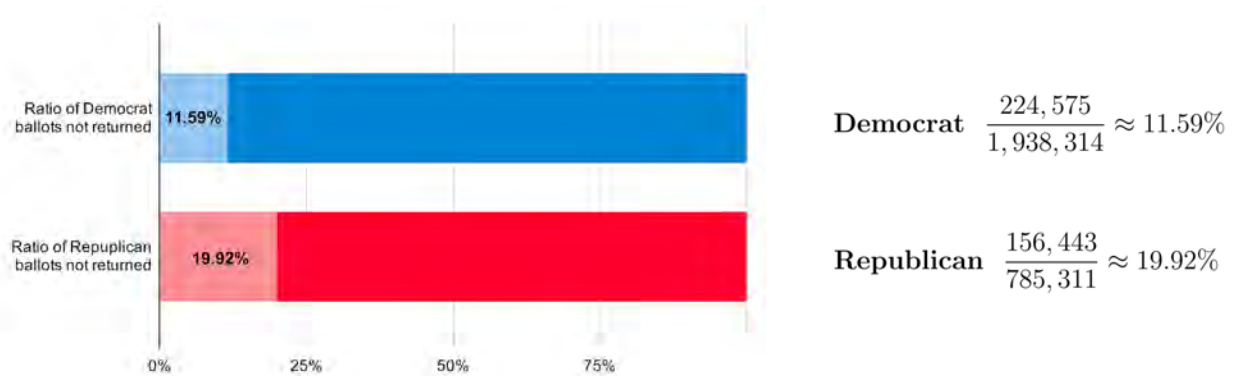
2. We take the amount of Absentee Ballots not returned for each party

This is done by doing the same as above, except to only take rows into account, for which there is a date set for when the ballot was sent out, but no date set for when it was returned.



3. We divide the amount of missing ballots by the amount of requested ballots

This yields the probability of a ballot not being returned by party affiliation.



4. We divide the probabilities to get the difference

This leaves us with the difference in likelihood of a missing ballot for a Democrat versus a Republican. We have rounded this percentage to the next full integer in our initial claim.

$$\text{Ratio } \frac{19.92\%}{11.59\%} \approx 171.87\%$$

$$\text{Difference } 171.87\% - 100\% \approx 72\%$$

The Data

The data gathered by our team for this particular issue consists of a single database containing all of the absentee applications made by voters in the entire state of Pennsylvania. The database contains 3,084,987 Total entries. Every entry contains the personal data of each voter along with their party registration and the status of their absentee application.

The Numbers

To recap, these are the numbers we based our calculations on:

- The total amount of absentee applicants: **3,084,987**
- The total number of votes counted: **2,641,219**
- The amount of Republicans registered applicants: **785,311**
- The amount of Democrats registered applicants: **1,938,314**
- The number of absentee votes that were cast: **2,641,219**
- The amount of Republicans that had their vote counted: **626,844**
- The amount of Democrats that had their vote counted: **1,709,749**
- The amount of Republicans that have vote pending status: **156,443**
- The amount of Democrats that have vote pending status: **224,575**